

ESSENZE POLIMERICHE / TINTE OPACHE

Rovere Grigio




Rovere Nodi



Rovere Grigio



Teak Sabbiato




Grigio Opaco



Rovere Nodi




Bianco Opaco




TOP SCATOLARI H.8,7 CM POLIMERICI


Bianco Opaco



Malta Chiara




Malta Scura



SCHEMA CONFIGURAZIONI / CONFIGURATIONS DIAGRAM

MODELLI FINITURE	MEDEA H. 22,5 / 33 / 45	TOP SCATOLARE H. 8,7	TOP DI CHIUSURA H. 2	PENSILI E COLONNE Columns	PENSILI A GIORNO BICOLORE con scocca bianco opaco
ROVERE GRIGIO	●	●	●	●	● P.2 ANTE
ROVERE NODI	●	●	●	●	● P.2 ANTE
TEAK SABBIATO	●	N. D.	●	●	● P.2 ANTE
BIANCO OPACO	●	●	●	●	● P.2 ANTE
GRIGIO OPACO	●	N. D.	●	●	● P.2 ANTE
MALTA CHIARA	N. D.	●	●	N. D.	● P.1 ANTA
MALTA SCURA	N. D.	●	●	N. D.	● P.1 ANTA

Bianco Opaco



Rovere Grigio




Rovere Nodi




Grigio Opaco




Teak Sabbiato



Malta Chiara



Malta Scura



NB: Per la reale tonalità dei colori e delle essenze consultare la mazzetta colori. / For the real shades of colors and essences, consult the color guide.