

LACCATI TINTE OPACHE / MATT COLOR LACQUERED

Bianco



Carta da Zucchero



Sahara Opaco



Creta Opaco



Corda




Grigio



Antracite Opaco



Avorio Opaco



Malta Opaco



Bianco Opaco



ESSENZE POLIMERICHE / POLYMERIC ESSENCES

Noce Gold




SCHEMA CONFIGURAZIONI / CONFIGURATIONS DIAGRAM

FINITURE	MODELLI GEA H. 25 / 50	TOP SCATOLARE H. 8,7	TOP DI CHIUSURA H. 2	COLONNE Columns	PENSILE A GIORNO Open wall unit	
					MENSOLA Shelf	SCHIENA Back
GRIGIO	●	N. D.	●	●	●	●
CORDA	●	N. D.	●	●	●	●
CARTA DA ZUCCHERO	●	N. D.	●	●	●	●
BIANCO	●	N. D.	●	●	●	●
NOCE GOLD	●	●	●	●	N. D.	●

SOLYGEL

NEOLITH


White Silk




Cement




Pietra di Luna



Basalto Black Satin



Calacatta Silk



Zaha Stone Silk




TOP MASSELLO / SOLID WOOD TOP

Rovere Naturale



Quercia



NB: Per la reale tonalità dei colori e delle essenze consultare la mazzetta colori. / For the real shades of colors and essences, consult the color guide.